



WEST FOUR ALUMINUM

LOOKBOOK 2025



Black Pocket 450 aluminum frame system, double doors with transom, shown in 3/4" aluminum midrails. RM301 Straight Tubular pull in Black Powder Coat finish.

WEST FOUR ALUMINUM

West Four Aluminum (formerly Dorland Doors) produces high-quality exterior aluminum products. The modern industrial trend is now bringing that look into the home.

In Dark Bronze, Clear Anodized, or Black Powder Coat we will fabricate a complete wall system with your choice of a swing or sliding door. Watch for more to come with this exciting and new product offering.





WINE STORAGE

Shown in Dark Bronze Aluminum Frame System, with RM3940 Offset Pull Black Anodized Grip and Stainless Steel posts.



DIVIDING WALL WITH SLIDING DOORS



HOME LOFT

Dividing wall with Sliding Doors. Shown with Sandblast glass in Black Powder Coat frame.


Custom openings are available up to 96" in width and 108" in height. Doors are factory glazed, with assembly and glazing of the wall system done on site. Choose Clear or Sandblast 6mm single pane tempered glass.

Using CCSF-810 Sliding door hardware - top mounted and complete with Soft-Close mechanism.


Available Frame Finishes:



Black Powder Coat



Dark Bronze Anodized



Clear



DIVIDING WALL WITH SWING DOORS






ROOM DIVIDER

Black Pocket 450 aluminum frame system with 2-1/4" midrails. RM3311 36" Offset Megatek door pulls are used to coordinate with the kitchen cabinet hardware.

Custom openings are available up to 96" in width and 108" in height. Doors are factory glazed, with assembly and glazing of the wall system done on site. Choose Clear or Sandblast 6mm single pane tempered glass.

Swing doors have high-quality hinges. Roller latches on top of doors and frame header hold the doors securely in place when closed.

Available Frame Finishes:

-  Black Powder Coat
-  Dark Bronze Anodized
-  Clear

BATHROOM DIVIDER

Custom sizes and custom designs - to suit the uniqueness of your home. Wall assembled on site. Clear or Frosted tempered glass.















DIVIDING WALL

Shown in Black 450 aluminum frame system,
with 5/8" flat internal grille in dual pane glass.





DIVIDING WALL

Custom openings are available up to 96" in width and 108" in height. Doors are factory glazed, with assembly and glazing of the wall system done on site. Choose Clear or Sandblast 6mm single pane tempered glass. Swing doors have high-quality hinges. Roller latches on top of doors and frame header hold the doors securely in place when closed.





EXTERIOR WALL | FIXED WINDOW

Exterior wall systems use a thermally broken aluminum frame, with dual Low-E, argon sealed unit glass. Customizable in size, assembled on site. Not available with venting.






WEST FOUR ALUMINUM

A family-owned, Canadian company, West Four Aluminum is a division of the West Four Group of Companies, manufactured in Edmonton, Alberta, Canada.

WALL SYSTEMS SPECIFICATIONS

Define space, create privacy and provide noise reduction.

Wall systems include aluminum framework with optional selections for color, glass and door.

Standard Wall Thickness:	4-1/2"
Size:	Fully customizable Width: 12" up to 108" Height: up to 96"
Door & Frame Types:	Interior: DL450 Interior Pocket Glaze Exterior: DL451T Pocket Glaze
Mullion Size:	1-3/4" (450 Interior) 2" (451 Exterior)
Glazing Options:	Single 6mm to 10mm Glass Dual Pane 1" (451 only) Both available in Clear or Sandblasted
Color Frame Swatches:	Black Powder Coated    Dark Bronze Anodized Clear Anodized



Horizontal | Midrail

NOTE: Custom midrail placement is available.



Vertical | Midrail

NOTE: Custom midrail placement is available.



Seamless | Silicone Joints



Vertical and Horizontal | Midrail

NOTE: Custom midrail placement is available.

DOOR LEAF TYPES



Glass Wall with Swing Door



SWING

Swing doors are the tried and true option for any space. Ball bearing butt hinges provide durability and performance. Optional door seal can be added for additional sound control.

Door Sizes:	Width: 30" (2/6) 32" (2/8) 36" (3/0) Height: 80" (6/8) 84" (7/0) 96" (8/0) Note: Customizable
Door Material:	Wood Door: Choose from any 1-3/4" wood door shown on page 27. Aluminum: Narrow stile door with 1-7/8" stiles, 2" top and bottom rail. Glass options include Clear and Sandblast. Available midrails sizes 2-1/4", 3/4".
Hinge Finish:	Satin Chrome Matte Black
Sound Control:	Optional Door Bottom
Handle Types & Finishes:	Choose from the handle selection shown on page 26.

DOOR LEAF TYPES



Sliding with Wood Door



Sliding with Aluminum Door

SLIDING

Make the most of your space with quiet, smooth and easy to operate sliding interior doors. Integrated hardware with optional soft-close mechanism.

Door Sizes:	<p>Width: 32" (2/8) Height: 80" (6/8)</p> <p>34" (2/10) 84" (7/0)</p> <p>36" (3/0) 96" (8/0)</p> <p>42" (3/6)</p> <p>48" (4/0)</p> <p>Note: You will lose 4" in the opening due to handle placement.</p>
Door Material:	<p>Wood Door: Choose from any 1-3/4" wood door shown on page 27.</p> <p>Aluminum: Narrow stile door with 1-7/8" stiles, 2" top and bottom rail. Glass options include Clear and Sandblast.</p>
Sliding Hardware Finish:	Using CCSF-810 Sliding door hardware - top mounted and complete with soft-close mechanism.
Hinge Finish:	Satin Chrome Matte Black
Sound Control:	Automatic Door Bottom
Handle Types & Finishes:	Choose from the handle selection shown on page 26.

FRAME PROFILES

Interior: DL450 Interior Pocket Glaze | Exterior: DL45IT Pocket Glaze | Midrails: 2-1/4", 3/4"

Glass Options



Clear Tempered




Frosted Tempered


Available Frame Finishes:



Black Powder Coat



Dark Bronze Anodized



Clear

DOOR HANDLES

NoirMet™



RM1410 RM1430

Make a bold statement with the subtlety of black, hard-coat anodized grips contrasted with a compelling selection of end and mounting post finishes.

RM3930	Diameter 1"	Projection 2-1/2"
RM3940	Diameter 1-1/4"	Projection 2-3/4"
RM3950	Diameter 1-1/2"	Projection 3"

Flush Leather



RM6610 RM6630

Classic pulls that unite a welcoming leather style with clean, contemporary lines. These wrapped leather pulls highlight the smooth, fitted transition between solid metal ends and a detailed leather grip.

RM6330	Diameter 1"	Projection 2-1/2"
RM6340	Diameter 1-1/4"	Projection 2-3/4"
RM6350	Diameter 1-1/2"	Projection 3"

ENGLISH BRIDLE LEATHER



UPHOLSTERY LEATHER



MegaMet™



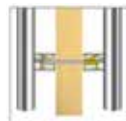
RM3330

Effortless style in a simple design allow these pulls to offer a pleasing, functional, modern solution to any entry door.

RM3330	Diameter 1"	Projection 2-1/2"
RM3331	Diameter 1-1/4"	Projection 2-3/4"
RM3332	Diameter 1-1/2"	Projection 3"

Back-to-Back Mounting

Two door pulls are connected through the door, each pull opposite the other.



ArborMet™



RM1550 RM1570

Combining the strength of solid brass and stainless steel with the warm feel and varied tones of wood, these pulls add ambiance to any entrance.

RM4034	Diameter 1"	Projection 2-1/2"
RM4044	Diameter 1-1/4"	Projection 2-3/4"
RM4054	Diameter 1-1/2"	Projection 3"



PRODUCT SPECIFICATIONS



3PEK
3 Panel Equal Smooth Shaker Winslow

1PK
1 Panel Smooth Shaker Lincoln Park

3PCK
3 Panel Craftman Smooth Shaker Winslow


2PK
2 Panel Smooth Shaker Logan



5PSM
5 Panel Smooth 6 Panel 96" Riverside

2PSM
2 Panel Smooth Carrara

6PTX
6 Panel Textured Colonist



The West End Collection features metropolitan inspired designs with bold graphic lines.



Berkley
6 Panel Equal with 1 Vertical Panel



Red Oak
Plain Sliced

Natural Birch
Rotary Cut

Lauan
Hardwood

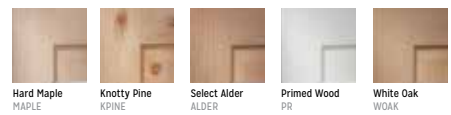
Uni Lite Birch
Import

Flush Veneer Panel doors provide a modern architectural look with the natural beauty of wood.



271K **281K** **303K** **092K** **105A** **092A**

Natural Wood Veneers over composite core construction in an extensive selection of styles and species.



Hard Maple
MAPLE

Knotty Pine
KPIKE

Select Alder
ALDER

Primed Wood
PR

White Oak
WOKK

All doors are supplied in their natural state, requiring painting or staining. Optional factory pre-finishing is available.



WEST FOUR
Aluminum

madero.ca | canada.orders@madero.ca | 1-800-667-6977